



ViewLinX VL100

IP Video Decoder



VL100

ViewLinX functions as a TCP/IP based audio/video decoder and controller on a DigiLinX system. Each ViewLinX is capable of decoding, in real-time, high definition or standard definition video for a display. In addition to providing audio and video to a display, ViewLinX also controls the display using IR or RS-232 and provides two contact closures. All the audio, video, and control data are carried to the ViewLinX over the same Ethernet cable.

- Distributed Architecture
- HD & SD Video
- Audio Encoder and Decoder
- IR/IP/RS-232 Source Control
- Additional Features
- Mounting options
- StreamNet™ Connected

■ Distributed Architecture

Each ViewLinX contains the hardware and software to render audio, video, and control signals for a display. This infrastructure gives the ViewLinX several advantages over traditional architectures. Each ViewLinX can be independently configured for signal type: component, composite, S-video, or VGA allowing multiple signal types to be used throughout a system. All the audio, video, and control commands are carried to the ViewLinX over the single network connection (CAT5/5e/6 or Fiber), reducing the number of cables.

■ High Definition and Standard Definition Video Decoder

To provide stunning real-time video imagery, ViewLinX uses NetStreams PerfectPixel technology. This patent-pending technology ensures reliable delivery of video data and eliminates dropped packets. Using TCP/IP to deliver the video data avoids problems with signal degradation for long cable runs. A virtually unlimited number of ViewLinX can be supported in a DigiLinX system and ViewLinX can be added to a system at any time.

■ Audio Encoder/Decoder

In addition to providing video services, ViewLinX also provides audio to the display or separate multi-channel receiver. Built into the ViewLinX are analog and digital line level outs that connect to the audio inputs on a display or receiver. Audio from the display can be encoded and made available to other zones in the home. This is ideal for streaming audio from displays with cable/satellite boxes located at the display.

The Ultimate IP A/V Experience

ViewLinX VL100

Features

■ IR/IP/RS-232 Control

ViewLinX is capable of controlling both the display and an auxiliary device each using IR or RS-232 through the built in IR/RS-232 connection (IR emitter and RS-232 cable are included). The built in IR receiver is used to learn IR codes for the display and for the auxiliary device. Two-way RS-232 allows the ViewLinX to send commands using RS-232 and receive feedback. LUA is used to create the RS-232 drivers and DigiLinX Dealer Setup also includes drivers that are ready to use.

■ Additional Features

Built into ViewLinX are two contact closures that can be triggered from a DigiLinX macro, and one input sense that will trigger a DigiLinX Macro when it detects a state change.




■ Mounting options

Using a 1U, 1/2 rack width chassis, ViewLinX can be mounted directly to a wall or table using the included mounting plates. Two ViewLinX can be mounted side by side using a NetStreams Rack mount Binding plate (sold separately) or it can be left freestanding.

■ StreamNet™ Connected

NetStreams Patent-pending StreamNet Technology provides the backbone for DigiLinX. StreamNet technology and ensures that audio between all zones are within 500 microseconds of each other, StreamNet Connected devices work seamlessly together, and can be updated in the future as new features become available.

Specifications

Standards SupportedNTSC, PAL
Video Output Connectors:Composite (480i, 576i) S-Video (480i, 576i) Component (480i, 480p, 576i, 576p, 720p, 1080i) VGA (up to 1024 x 768 @ 70 Hz)
Audio Output Connectors:one (1) S/PDIF output (Digital Stereo and Multi-Channel) one (1) Analog Audio output
Audio Input Connectors:one (1) RCA Analog input for accepting a TV monitor
Gigabit Ethernet Connection(RJ45)
2-pin Phoenix connector for power(20-32V DC)
IR Emitter outputs / RS-232one (1) (3.5 mm)
IR Receiver inputone (1) (3.5mm)
Auxiliary Output (IR/RS-232)one (1) (3.5 mm)
LEDs for Signal detection, Power detection, and Activity status	
2 I/O channelsone (1) input, one (1) output
IR Emitterincluded
IR Receiverincluded
3.5mm to RS-232 cableincluded
Power State Sense Input	
Dimensions:9 1/2" x 1 3/4" x 8 2/3"
(W x H x D)(244mm x 45mm x 220mm)
Weight:4 lb (2.722 kg)
NetPower™4
CE Certified	
C-Tick Certified	
Restriction of use of certain Hazardous Substances (RoHS) compliant	



NetStreams, DigiLinX, DoorLinX, KeyLinX, SpeakerLinX, SwitchLinX, MediaLinX, TouchLinX, ViewLinX, NetPower and StreamNet are trademarks of NetStreams LLC. All other trademarks are registered by their respective companies.

Excellence in Design

NetStreams is focused on providing high quality networked digital A/V systems. By leveraging its patent pending technologies and applications, NetStreams is creating the future of IP A/V - today.

Support - NetStreams offers world-class support for all products.

Email-support@netstreams.com or toll free - 866.353.3496

